



The AutoSeal® 2300 Series High-End Pressure Sealers are designed to handle the highest volume jobs with ease and dependability, with speeds of up to 43,000 forms per hour. User-friendly features include the graphics-based color touchscreen control panel, and the ability to program up to 200 custom jobs. Fully automated settings include the feeder, alignment rails, fold plate stops, deflectors and fold rollers, and delivery rollers.

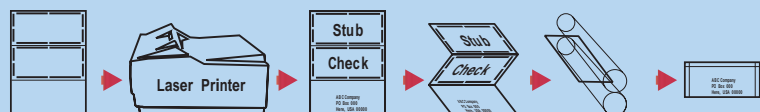
Five models are available in the 2300 Series which offer different infeed options. The **FD 2300** utilizes an air-feed system with a capacity of up to 500 forms. The **FD 2300-EX** and **FD 2300-EXT** extended air-feed systems offer a capacity of up to 1,000 forms for the EX and up to 2,500 forms for the EXT. The **FD 2350** utilizes a pile-feed system to reach a total capacity of up to 3,500 loaded forms. The **FD 2380** works in-line with the Formax FD 676 Maxi Burster for processing continuous forms.

The Formax V-Stack36i Vertical Stacker is an available option which stacks up to 22" of processed forms, making them easier to unload for further handling.

All five models produce fast and accurate folds to deliver a secure and time-effective finished product ready for the mail. The 2300 Series clearly sets the new standard for high volume processing.

Pressure Seal Solution

The AutoSeal® 2300 Series, combined with a laser printer and pressure seal forms, creates a secure, time saving and efficient solution for paper processing.



Standard "Z" Fold Process

Powerful

High-Speed Processing: Large jobs are processed quickly at speeds of up to 45,000 pieces per hour

Various Form Sizes: Handles a variety of documents up to 11.5" wide and 25" long

Versatile: Processes forms including checks, invoices, school reports, tax forms, appointment notices, PIN notices and a variety of direct marketing pieces

Flexible: Five feed systems are available: air-feed, two extended air-feed systems, pile feed and continuous with in-line FD 676 Maxi Burster

Automated / User Friendly

Color Touchscreen Control Panel: Graphics-based and designed for easy, walk-up use

Fully Automated Settings: Feeder, alignment rails, fold plate stops, deflectors, fold rollers, delivery rollers

Pre-Programmed Folds: 20 standard folds are pre-set for quick and easy operation

Programmable Jobs: Up to 200 jobs can be easily programmed and stored in memory

Counters: Resettable and batch counters

Fold Types: Z, uneven Z, C, Half and custom folds

Conveyor with Photo Eye: Adjustable 28"-42" conveyor for neat, sequential stacking

Interlocks: For fault detection and operator safety

Rugged

Combination Rollers: Steel & polyurethane rollers for durability

Insulated Fold Plates: Rugged fold plates are insulated for quieter operation

Options

Center Slitter & Two-Up Form Kit


V-STACK36i Vertical Stacker: Aligns with the outfeed and vertically stacks up to 22" of folded documents, making them easier to unload for further processing

Specifications

Hopper Capacity:	FD 2300: Up to 500 Sheets 24# (90gsm) FD 2300-EX: Up to 1,000 Sheets 24# (90gsm) FD 2300-EXT: Up to 2,500 Sheets 24# (90gsm) FD 2350: Up to 3,500 Sheets 24# (90gsm)* FD 2380: Continuous Forms
Variable Speed:	Up to 43,000 sheets per hour – based on 11" Z-Fold (279mm)
Paper Size:	FD 2300/2350/2380: Up to 11.5" W x 25" L (292 W x 635 L mm) FD 2300-EX/FD 2300-EXT: Up to 11.5" W x 14" L (292 W x 356 L mm)
Usage:	Production
Power:	208V, three phase, 20 Amp** (Special 3 Phase Power Required) NEMA L21-20P plug included, NEMA L21-20R receptacle required
Dimensions:	Cut-sheet models: 152" L x 30" W x 56" H (386 L x 76 W x 142 H cm) FD 2380: 167" L x 30" W x 56" H (425 L x 76 W x 142 H cm)
Weight:	Approx. 1,200 lbs (544 kg)
Delivery Requirements:	Customer-supplied fork lift is required for installation and setup
Certifications:	UL applied for




FD 2300 air-feed



FD 2300-EX extended air-feed



FD 2380 with in-line FD 676 Burster



FD 2300-EXT extended air-feed

Formax – New Hampshire, USA
www.formax.com

Local Dealer:

U.S. Patents 5,772,841, 5,865,925 & 5,968,308 Other Patents Pending

* Capacity of up to 3,500 non-windowed forms. Forms with a traditional patch window are better suited for the FD 2300 and FD 2300-EX.

** Three phase power is required. NOTE: The FD 2300-EX model requires both a 3-phase 220V outlet and a second separate 220V outlet (single phase) for the extended airfeed deck.